

Our Students

(*2025/26 Final FTE Report, Final Headcount Report – Fall 2025)



2,287

Full-Time Equivalents



1,810 domestic



477 international

Student Ages



14% <18: **24%** 19–21 **33%** 22–30 **21%** 31–45 **8%** 46+

(*SRS Enrolment Management Report, as of September 30, 2025)

Student Outcomes



91% of students were satisfied with their education



94% of students reported a high quality of instruction

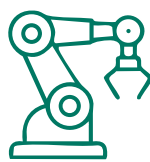
(*BC Student Outcomes survey of diploma, associate degree, certificate, trades foundation and apprenticeship students)

Economic Regional Impact



94 internships and over \$1 million in wages

for students in work-integrated learning focused on applied research



\$2.1 million in highly specialized equipment

to support student learning and research and development projects with companies

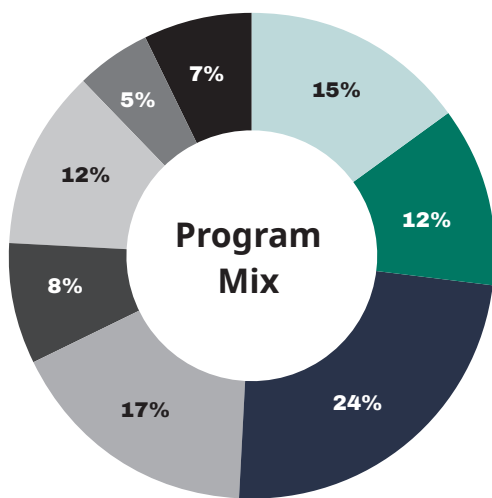


92 learners in provincially and federally funded micro-credentials, representing 1,265 training hours*

*Programming included advanced manufacturing, advanced computing, mass timber, drone technologies and leadership training

Program Mix

(*2025/26 Final FTE Report, Based on student FTEs)



- 15% Adult Upgrading
- 12% Business and Tourism
- 24% Health and Human Services
- 17% Trades and Industry
- 8% Environment
- 12% University Transfer
- 5% Arts and Technology
- 7% Continuing Education

Student Financial Support



481

Total students supported



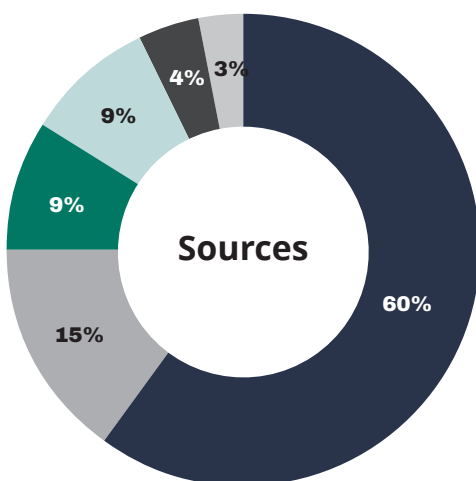
\$610,415*

Amount distributed to students

*Financial awards supported by Selkirk College and Selkirk College Foundation from May 1, 2025, to April 30, 2026

2026 Revenue Sources

(selkirk.ca/financial-statements)



- 60% Government Grants
- 15% Contracts and Other
- 9% International Tuition
- 9% Domestic Tuition
- 4% Ancillary Services
- 3% Skilled Trades BC



Selkirk College